

Camera Operators, Television, Video, and Motion Picture Labor Market Analysis: San Diego County

March 2018

Summary

The following list summarizes findings from the labor market analysis below for *Camera Operators, Television, Video, and Motion Picture*:

- Between 2017 and 2022, *Camera Operators, Television, Video, and Motion Picture* are projected to decline by two jobs or one percent.
- Employers in San Diego County will need to hire 24 workers annually to fill new jobs and backfill jobs due to attrition such as retirement or turnover.
- Between 2010 and 2017, there was an average of 84 online job postings per year for *Camera Operators, Television, Video, and Motion Picture* in San Diego County.
- *Camera Operators, Television, Video, and Motion Picture* earn median hourly earnings of \$24.83, more than the Self-Sufficiency Standard for a single adult in San Diego County, which is \$13.09 per hour.
- According to the California Community Colleges Chancellor's Office Management Information System (MIS) Data Mart, there are three Taxonomy of Programs (TOP) codes associated with this occupation: TOP 060400: Radio and Television, 060420: Television (including combined TV/film/video), and 061220: Film Production.
- According to the TOP data, four colleges supply the region with awards for this occupation: Palomar College, Grossmont College, Southwestern College and San Diego City College.
- Comparing labor demand (annual openings) with labor supply suggests that there is an oversupply for this occupation in San Diego County, with 24 annual openings and 70 awards. Comparatively, there are 969 annual openings in California and 832 completions.
- Between January 1, 2015 and December 31, 2017, the top five employers in San Diego County for this occupation were Jerome's Furniture, University of California, Buffini & Company, Caesar's Entertainment and Kellogg Company.
- The typical entry-level education is a bachelor's degree.

This report provides labor market information in San Diego County for the following occupational code in the Standard Occupational Classification (SOC)¹ system:

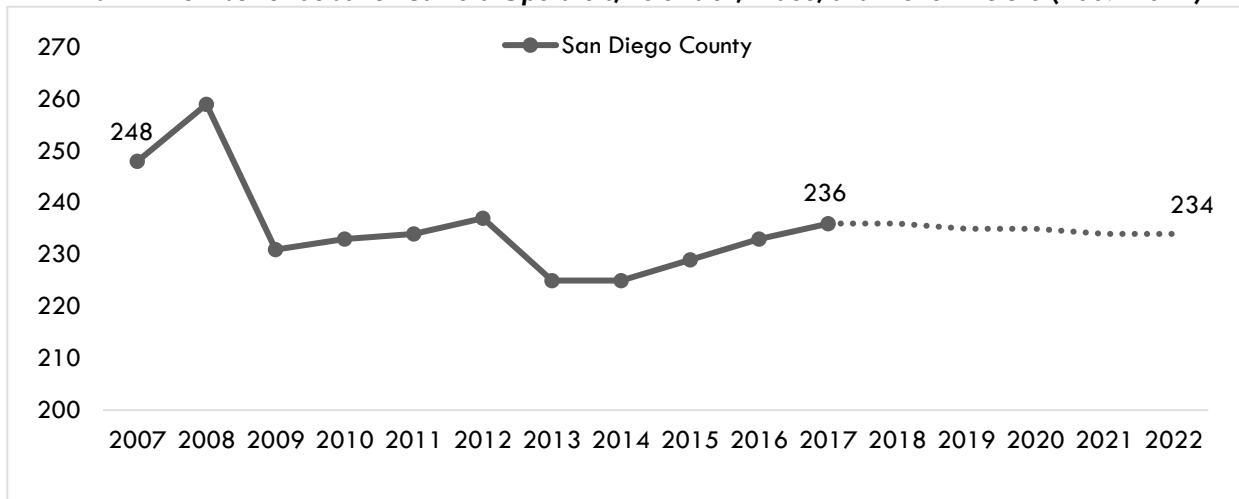
Camera Operators, Television, Video, and Motion Picture (SOC 27-4031): Operate television, video or motion picture camera to record images or scenes for various purposes, such as TV broadcasts, advertising, video production or motion pictures. Sample reported job titles include:

- Director of Photography
- News Videographer
- Videographer
- Video Photographer
- Truck Operator
- Television Camera Operator
- Videotape Editor
- Video Producer
- Video Coordinator
- Television Production Technician

Projected Occupational Demand

Between 2017 and 2022, *Camera Operators, Television, Video, and Motion Picture* are projected to **decline** by **two** jobs or **one** percent (Exhibit 1). Employers in San Diego County will need to hire **24** workers annually to fill new jobs and backfill jobs due to attrition such as retirement or turnover.

Exhibit 1: Number of Jobs for Camera Operators, Television, Video, and Motion Picture (2007-2022)²



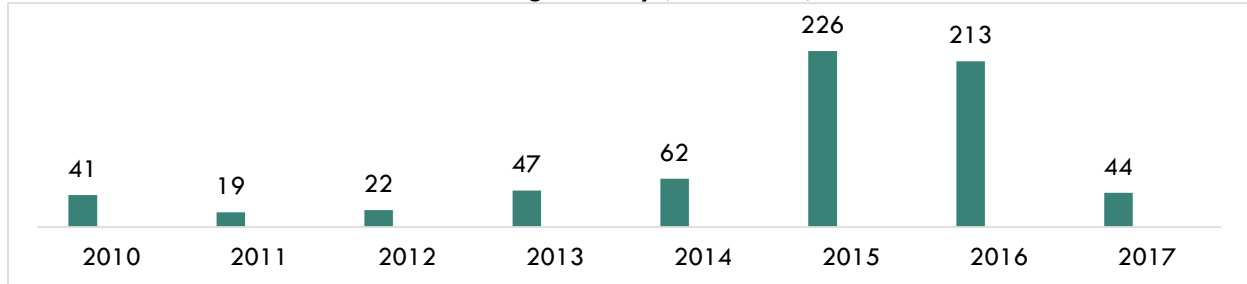
¹ The Standard Occupational Classification (SOC) system is used by federal statistical agencies to classify workers into occupational categories for the purpose of collecting, calculating or disseminating data. [bls.gov/soc](https://www.bls.gov/soc/).

² Economic Modeling Specialists, Int'l. (EMSI). San Diego (6073). 2018.01 Class of Worker. QCEW + Non-QCEW+ Self-Employed. 2007-2022.

Online Job Postings

Between 2010 and 2017, there was an average of 84 online job postings per year for Camera Operators, Television, Video, and Motion Picture in San Diego County (Exhibit 3).

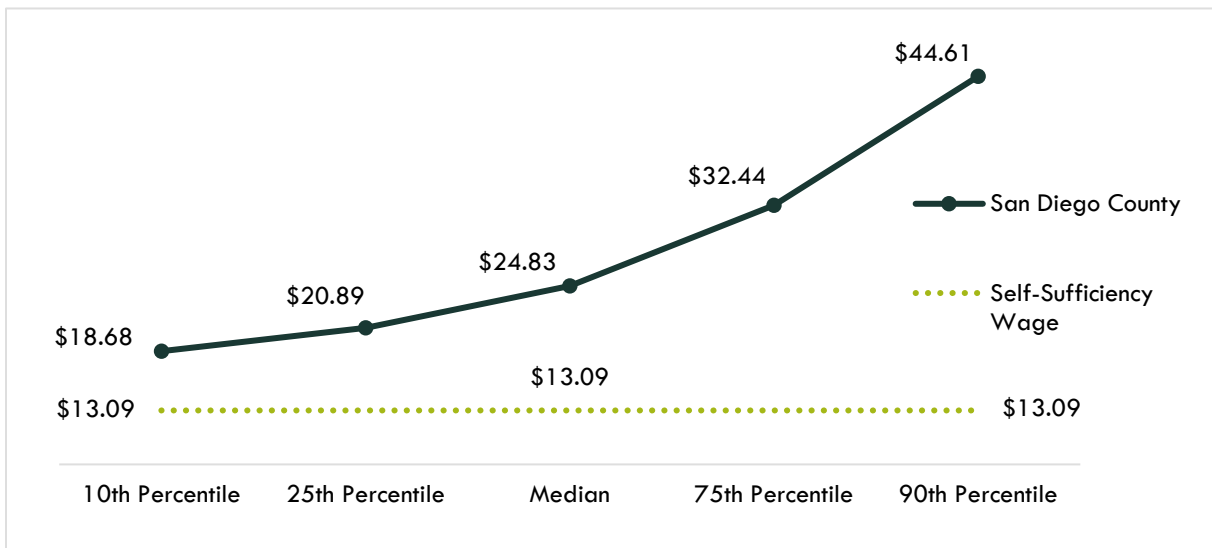
Exhibit 3: Number of Online Job Postings for Camera Operators, Television, Video, and Motion Picture in San Diego County (2010-2017)³



Earnings

Camera Operators, Television, Video, and Motion Picture earn median hourly earnings of \$24.83, more than the Self-Sufficiency Standard for a single adult in San Diego County, which is \$13.09 per hour (Exhibit 4).⁴

Exhibit 4: Hourly Earnings for Camera Operators, Television, Video, and Motion Picture in San Diego County⁵



³ Labor Insight Jobs. Burning Glass Technologies. San Diego, CA. Full years 2010-2017.

⁴ The Self-Sufficient wage in San Diego for one adult is \$13.09 (insightccd.org/tools-metrics/self-sufficiency-standard-tool-for-california).

⁵ EMSI. San Diego (6073). 2018.01 Class of Worker. QCEW + Non-QCEW + Self-Employed. 2017-2022.

Educational Supply

Educational supply for an occupation can be estimated by analyzing the number of related program completers/graduates/awards in San Diego County. According to the California Community Colleges Chancellor's Office Management Information System (MIS) Data Mart, there are **three** Taxonomy of Programs (TOP) codes associated with this occupation: TOP 060400: Radio and Television, 060420: Television (including combined TV/film/video), and 061220: Film Production (Exhibit 5).

Exhibit 5: Related TOP Codes in San Diego County

SOC 27-4031: Camera Operators, Television, Video, and Motion Picture

TOP 060400: Radio and Television

TOP 060420: Television (including combined TV/film/video)

TOP 061220: Film Production

According to the TOP data, **four** colleges supply the region with awards for this occupation: **Palomar College, Grossmont College, Southwestern College and San Diego City College** (Exhibit 6).

Exhibit 6: Number of Awards (Certificates and Degrees) Conferred by Postsecondary Institutions by Occupation (Program Year 2013-14 through PY2016-17 Average)

TOP6	TOP6 Title	3-Yr Annual Average CC Awards (PY14-15 to PY16-17)	Other Educational Institutions 3-Yr Annual Average Awards (PY13-14 to PY15-16)	3-Yr Total Average Supply (PY13-14 to PY16-17)
060400	Radio and Television	37	0	37
	• Palomar	15	0	
	• San Diego City	12	0	
	• Southwestern	10	0	
060420	Television (including combined TV/film/video)	15	0	15
	• Grossmont	14	0	
	• Southwestern	1	0	

061220	Film Production	18	0	18
	• San Diego City	18	0	
			Total	70

Demand vs. Supply

Comparing labor demand (annual openings) with labor supply⁶ suggests that there is an **oversupply** for this occupation in San Diego County, with **24** annual openings and **70** awards. Comparatively, there are **969** annual openings in California and **832** completions⁷ (Exhibit 7).

Exhibit 7: Labor Demand (Annual Openings) Compared to Labor Supply (Average Annual Awards)

Community Colleges and Other Postsecondary Educational Institutions	Demand (Annual Openings)	Supply (Total Annual Average Supply)	Supply Gap or Oversupply
San Diego	24	70	46
California	969	832	137

Please note: This is a basic analysis of supply and demand of labor for these occupations. This data should be used to discuss the potential gaps or oversupply of workers for these occupations; however, it should not be the only basis for determining whether or not a program should be developed. Additionally, the data does not include workers who are currently in the labor force who could fill these positions or workers who are not captured by publicly available data.

Student Outcomes

Based on the information available in the CTE LaunchBoard, students who took courses in the related TOP codes exhibited the following outcomes (Exhibit 8).

⁶ Labor supply can be found from two different sources: EMSI or the California Community Colleges Chancellor's Office MIS Data Mart. EMSI uses CIP codes while MIS uses TOP codes. Different coding systems result in differences in the supply numbers.

⁷ EMSI. San Diego (6073). 2018.01 Class of Worker. QCEW + Non-QCEW + Self-Employed. 2017-2022.

**Exhibit 8: Strong Workforce Program Metrics for
TOP 060400: Radio and Television in the San Diego-Imperial Region (PY2015-16)**

Metric	San Diego-Imperial	California
Number of course enrollments ⁸	957	11,398
Number of students who got a degree or certificate ⁹	25	153
Number of students who transferred ¹⁰	55	749
Employed in the second fiscal quarter after exit ¹¹	55%	66%
Employed in the fourth fiscal quarter after exit ¹²	60%	67%
Job closely related to field of study ¹³	N/A	N/A
Median earnings in the second fiscal quarter after exit ¹⁴	\$6,794	\$5,487
Median change in earnings ¹⁵	35%	55%
Attained a living wage ¹⁶	52%	27%

Top Employers and Work Locations

Between January 1, 2015 and December 31, 2017, the top five employers in San Diego County for this occupation were *Jerome's Furniture, University of California, Buffini & Company, Caesar's Entertainment and Kellogg Company* (Exhibit 9).

**Exhibit 9: Top Employers in San Diego County for
Camera Operators, Television, Video, and Motion Picture**

Top Employers	
<ul style="list-style-type: none"> • Jerome's Furniture • University of California • Buffini & Company • Caesar's Entertainment • Kellogg Company • NBC 	<ul style="list-style-type: none"> • Petco • Psav Presentation Services • Thermo Fisher • 21 St Century Fox • American Wedding Group • Bicyclebnb

⁸ The number of enrollments in courses assigned to the TOP code in the selected year.

⁹ The number of unduplicated students who earned a locally-issued certificate, Chancellor's Office approved certificate, associate degree, and/or California Community Colleges bachelor's degree in the selected TOP code.

¹⁰ Students who took non-introductory courses or completed a California Community Colleges Chancellor's Office award in the selected TOP code in selected year who subsequently enrolled for the first time in a four-year institution the following year.

¹¹ Among all exiters with a valid SSN, the percentage who were employed two quarters after exiting California Community Colleges.

¹² Among exiting students with a valid SSN, the percentage who were employed four quarters after exiting California Community Colleges.

¹³ Among students who responded to the CTEOS, the percentage reporting employment in the same or similar field as their program of study.

¹⁴ Among exiting students, the median second-quarter earnings one year after the year in which they exited California Community Colleges.

¹⁵ Among exiting students with a valid SSN, the percentage change in earnings one year before and one year after exiting California Community Colleges.

¹⁶ Among completers and skills builders who exited, the proportion of students who attained a living wage.

Skills, Education and Certifications

Exhibit 10 indicates the educational attainment for the occupation found currently in the national labor force. There is no typical on-the-job training for this profession. The typical entry-level education is a **bachelor's degree**.¹⁷

Exhibit 10: National Educational Attainment of Camera Operators, Television, Video, and Motion Picture ¹⁸

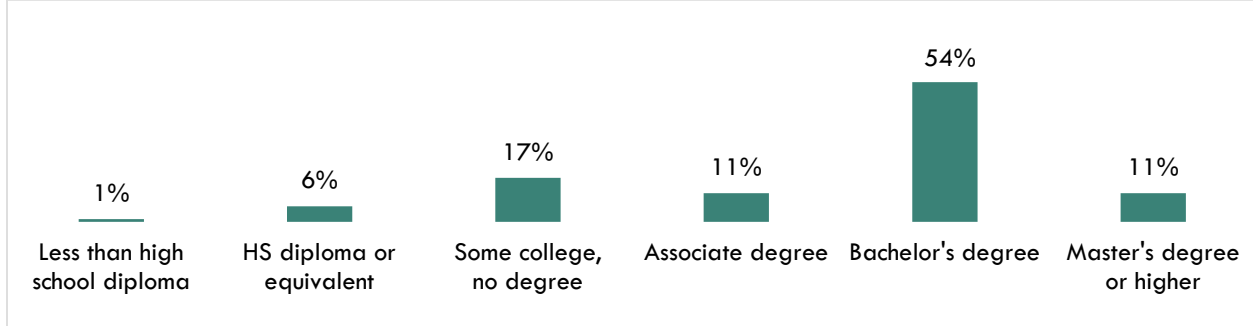


Exhibit 11 lists the top specialized and soft skills that appeared in online job postings between January 1, 2015 and December 31, 2017.

Exhibit 11: Top Skills for Camera Operators, Television, Video, and Motion Picture in San Diego County¹⁹

Specialized Skills	Soft Skills	Software Skills
<ul style="list-style-type: none"> • Adobe Aftereffects • Adobe Photoshop • Cinematography • Content Management • Final Cut Pro • Hardware Experience 	<ul style="list-style-type: none"> • Communication Skills • Creativity • Detail-Oriented • Editing • Multitasking • Organizational Skills 	<ul style="list-style-type: none"> • Adobe Aftereffects • Adobe Photoshop • Final Cut Pro • MacIntosh OS

Tina Ngo Bartel, Director
 John Edwards, Research Analyst
 Center of Excellence, San Diego-Imperial Region

tngobartel@miracosta.edu

jedwards@miracosta.edu



¹⁷ EMSI. San Diego (6073). 2018.01 Class of Worker. QCEW + Non-QCEW + Self-Employed. 2017-2022.

¹⁸ Bureau of Labor Statistics, Educational attainment for workers 25 years and older by detailed occupation. bls.gov/emp/ep_table_111.htm

¹⁹ Labor Insight Jobs. Burning Glass Technologies. San Diego, CA. Full years 2015-2017.